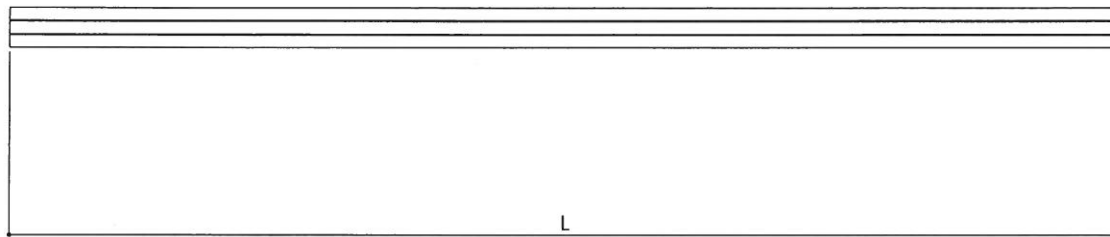
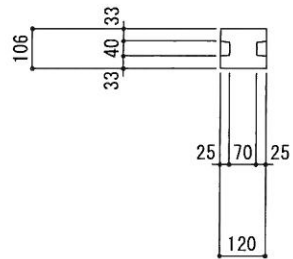
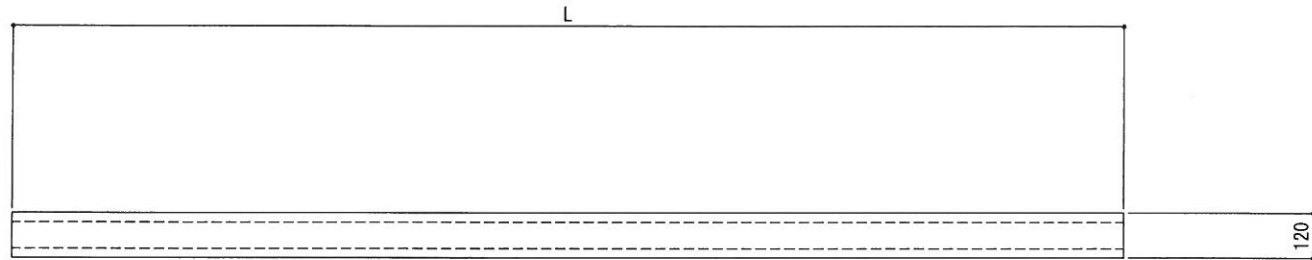


万代堀 直柱



| 種 類 | 地上高さ | L    | 重量 (kg) |
|-----|------|------|---------|
| 5番  | 1500 | 2050 | 57      |
| 6番  | 1800 | 2350 | 66      |
| 7番  | 2100 | 2650 | 74      |
| 8番  | 2400 | 2950 | 83      |